


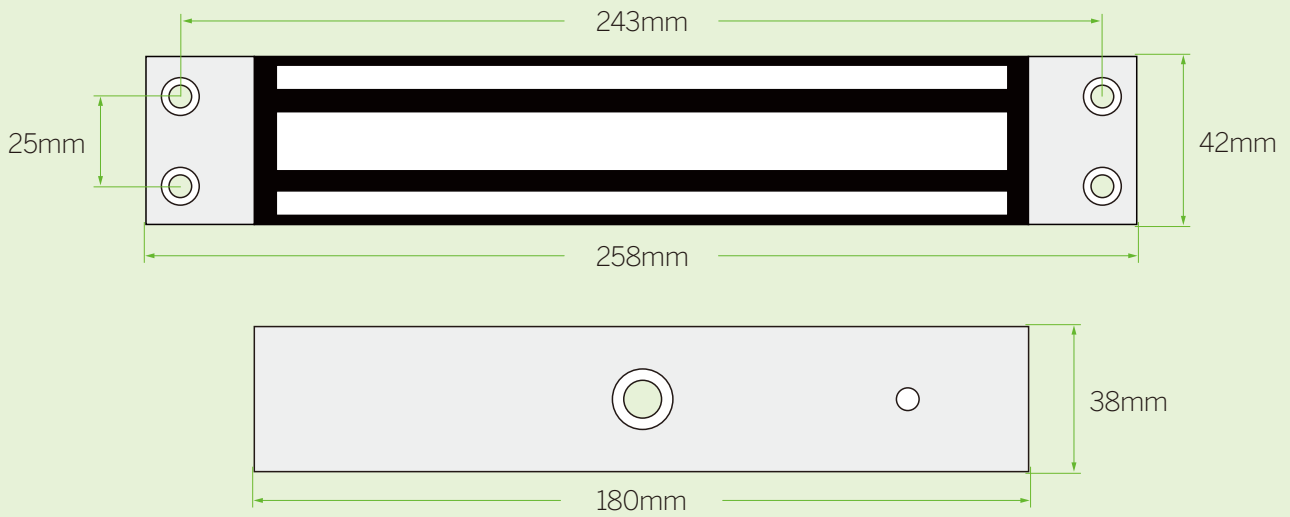
Mortise mount lock
280KG (600Lbs)

EM-600T, EM-600TS

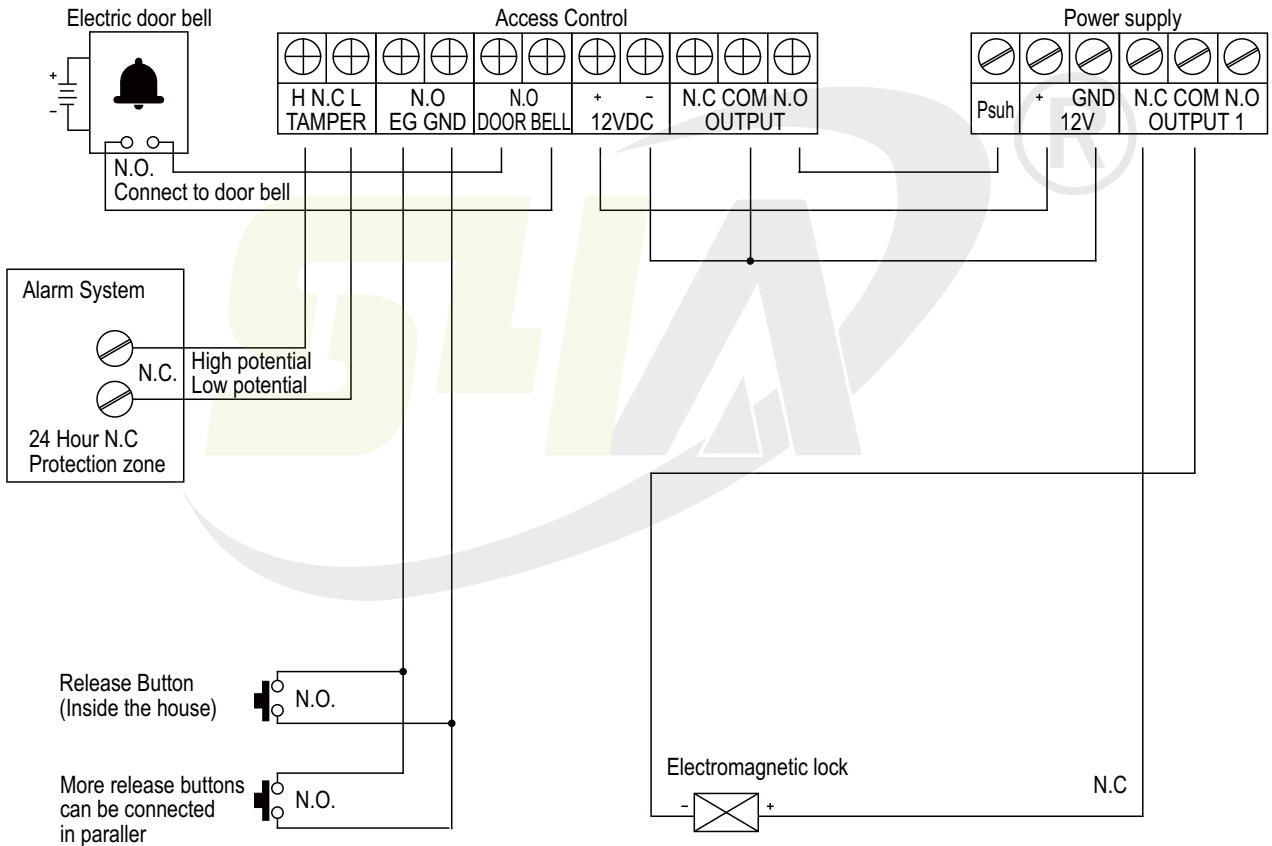
Specifications

EM-600T	Without Signal Output
EM-600TS	With Signal Output 
Lock size	258Lx42Wx26H(mm)
Armature Plate	180Lx38Wx11H(mm)
Holding Force	280kg(600Lbs)
Voltage	DC12V or DC24V
Current Draw	12V/500mA 24V/250mA
Surface Temp	≤20°C
Operating Temp	-10°C ~ 55°C (14°F~131°F)
Finishes for shell	Anodized Aluminum
Finishes for Magntic	Zinc
Finishes for Armature	Zinc
Weight	1.9kg

Dimensions



Wiring diagram



S4A Industrial Co., Limited

Address: The 2nd floor, Jinmin'an Industrial Zone, #529, Bulong Rd.
Bantian St. Longgang Dist. Shenzhen, PRC.. CN 518131



Tel: +86 755 29450011

www.s4a-access.com / Email: sales@s4a-access.com
Mob/Whatsapp/Wechat/Viber: +86 134 1050 0721